

Encore Capital Group Investor Presentation

CAUTIONARY NOTE ABOUT FORWARD-LOOKING STATEMENTS

FORWARD-LOOKING STATEMENTS

The statements in this presentation that are not historical facts, including, most importantly, those statements preceded by, or that include, the words “may,” “believe,” “projects,” “expects,” “anticipates” or the negation thereof, or similar expressions, constitute “forward-looking statements” within the meaning of the Private Securities Litigation Reform Act of 1995 (the “Reform Act”). These statements may include, but are not limited to, statements regarding our future operating results and growth. For all “forward-looking statements,” the Company claims the protection of the safe harbor for forward-looking statements contained in the Reform Act. Such forward-looking statements involve risks, uncertainties and other factors which may cause actual results, performance or achievements of the Company and its subsidiaries to be materially different from any future results, performance or achievements expressed or implied by such forward-looking statements. These risks, uncertainties and other factors are discussed in the reports filed by the Company with the Securities and Exchange Commission, including the most recent reports on Forms 10-K, 10-Q and 8-K, each as it may be amended from time to time. The Company disclaims any intent or obligation to update these forward-looking statements.

INVESTMENT HIGHLIGHTS

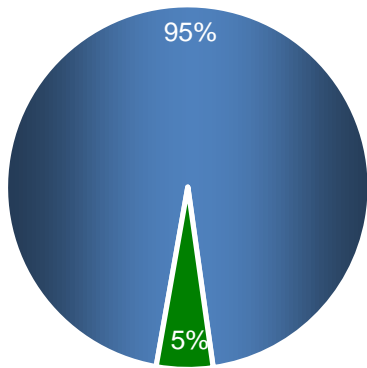
- Favorable supply and demand dynamics have existed since 2008, with a few credible, large buyers
- Analytic insights inform our valuation and operating strategies and allow for a closer partnership with consumers
- Operational and financial leverage is increasing, largely due to the success of our operating center in India
- Strong performance is expected to continue

ENCORE IS A LEADING PLAYER IN THE CONSUMER DEBT BUYING AND RECOVERY INDUSTRY

Revenue Composition

As of March 31, 2011

Debt Purchasing & Collections



- Purchase and collection of charged-off unsecured consumer receivables (primarily credit card)
- Robust business model emphasizing consumer intelligence and operational specialization
- Invested ~\$1.9 billion to acquire receivables with a face value of ~\$58 billion
- Acquired ~34 million consumer accounts since inception

Bankruptcy Servicing

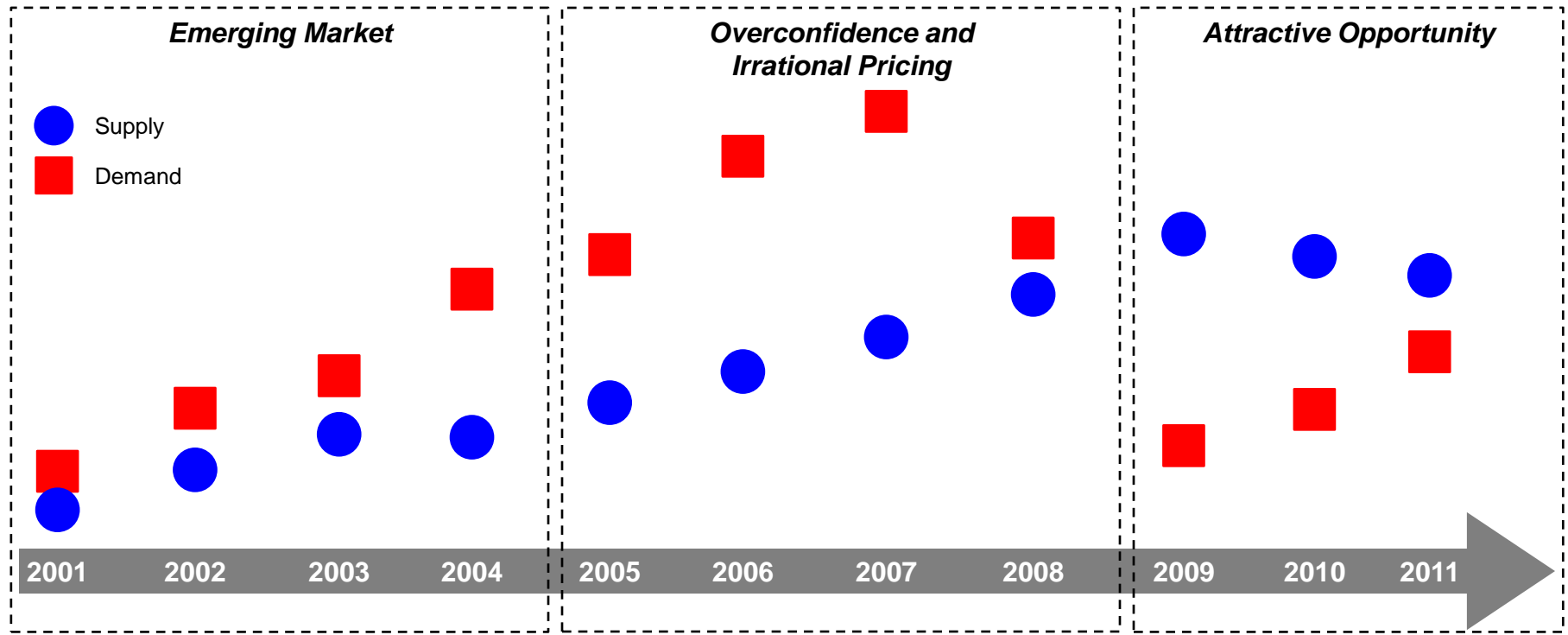
- Process secured consumer bankruptcy accounts for leading auto lenders and other financial institutions
- Proprietary software dedicated to bankruptcy servicing
- Operational platform that integrates lenders, trustees, and consumers

Global Capabilities

- Debt Purchasing & Collections
- Bankruptcy Servicing



STRATEGIC DECISIONS MADE OVER THE PAST DECADE DEMONSTRATE OUR ABILITY TO FORESEE, AND ADAPT TO, CHANGES



- Hired **first statisticians**
- Created first and second generation **forecasting models**
- Created 1st generation **operational models** (mail channel and call center)

- In late 2005, we established a call center in India. We believe it is **the only late-stage collections platform in India, at approximately 1/3 the cost of our U.S. operations**
- Between 2005 and 2007 we remained disciplined and **avoided high priced portfolios** that did not meet internal hurdle rates
- In 2008 we built and implemented the industry's **first known ability-to-pay (capability) model**

- In 2009, we **ramped up purchasing** to take advantage of the favorable market environment
- In February 2010, we entered into a new \$327.5 million revolving credit facility which was subsequently **increased to \$410.5 million, and added \$75 million in two private placement transactions with Prudential**

THESE DECISIONS ARE DRIVING STRONG RESULTS

YOY Growth

(\$000s, except EPS and ratios)

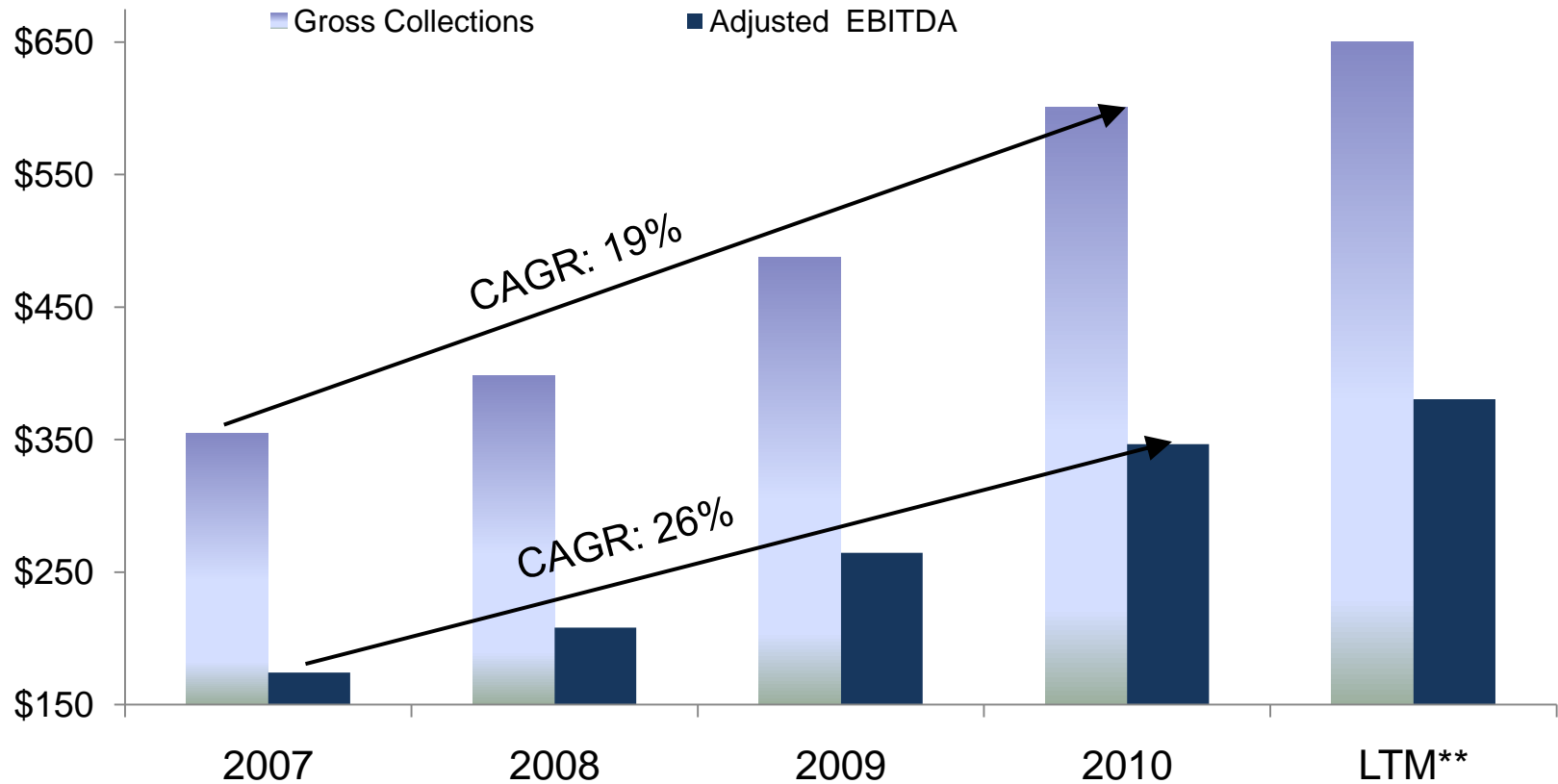
	<u>Q1 10</u>	<u>Q1 11</u>	<u>2009</u>	<u>2010</u>	<u>Annual Variance</u>	
Collections	\$141,267	\$191,073	\$487,792	\$604,609	\$116,817	24%
Revenue	\$87,338	\$110,303	\$316,419	\$381,308	\$64,889	21%
Adjusted EBITDA*	\$82,588	\$116,400	\$264,605	\$346,656	\$82,051	31%
EPS	\$0.44	\$0.54	\$1.37	\$1.95	\$0.58	42%
Purchases	\$81,632	\$90,675	\$256,632	\$361,957	\$105,325	41%

* Adjusted EBITDA is a non-GAAP number. The Company considers Adjusted EBITDA to be a meaningful indicator of operating performance and uses it as a measure to assess the operating performance of the Company. See Reconciliation of Adjusted EBITDA to GAAP Net Income at the end of this presentation.

WE HAVE SIGNIFICANTLY INCREASED BOTH OPERATING CASH FLOW (ADJUSTED EBITDA) AND CASH COLLECTIONS

Adjusted EBITDA* and Gross Collections by year

(\$ millions)



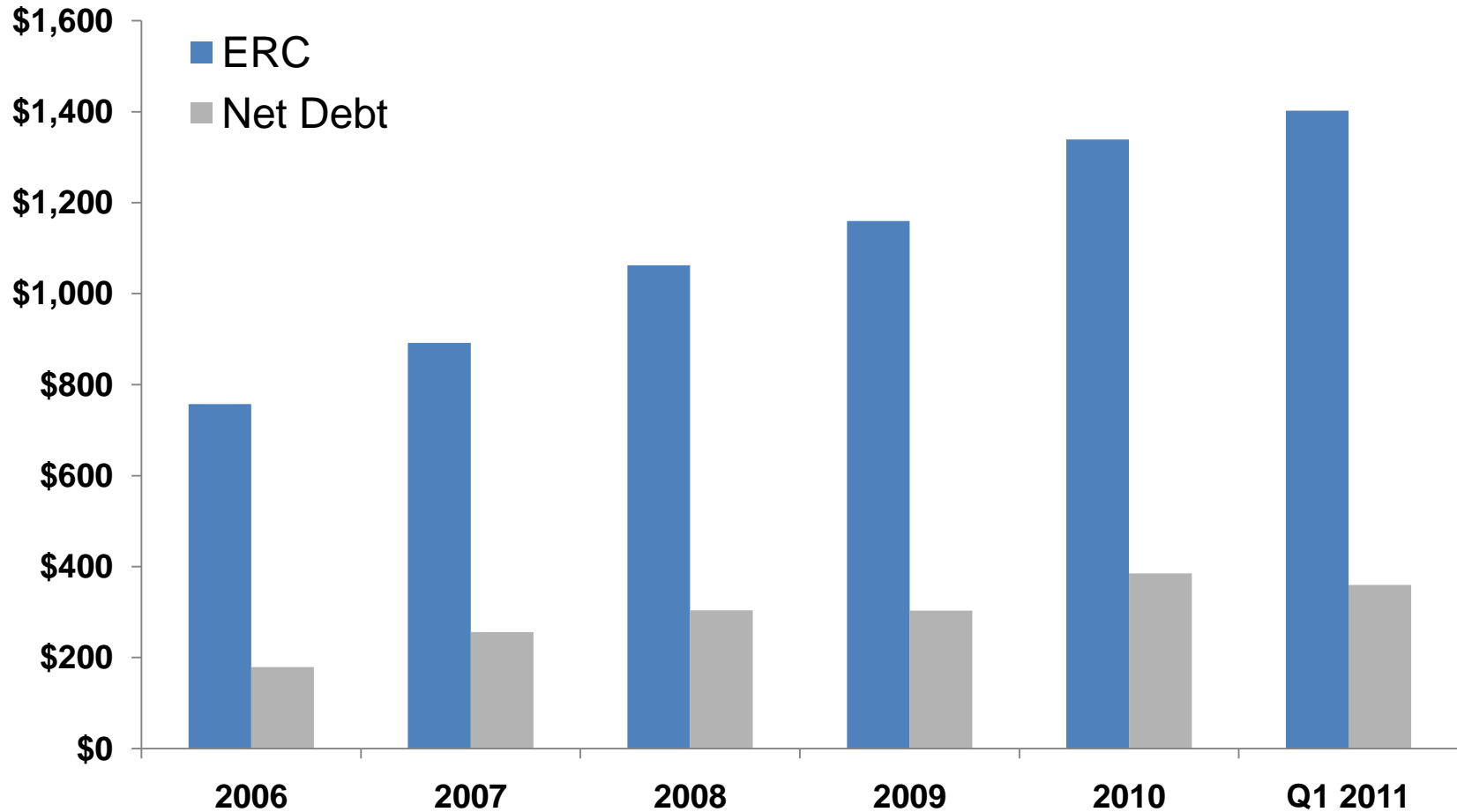
* Adjusted EBITDA is a non-GAAP number. The Company considers Adjusted EBITDA to be a meaningful indicator of operating performance and uses it as a measure to assess the operating performance of the Company. See Reconciliation of Adjusted EBITDA to GAAP Net Income at the end of this presentation

** LTM data as of 03/31/2011

WHILE ENHANCING THE FUTURE VALUE OF THE COMPANY

Annual Estimated Remaining Gross Collection (ERC) and Total Debt

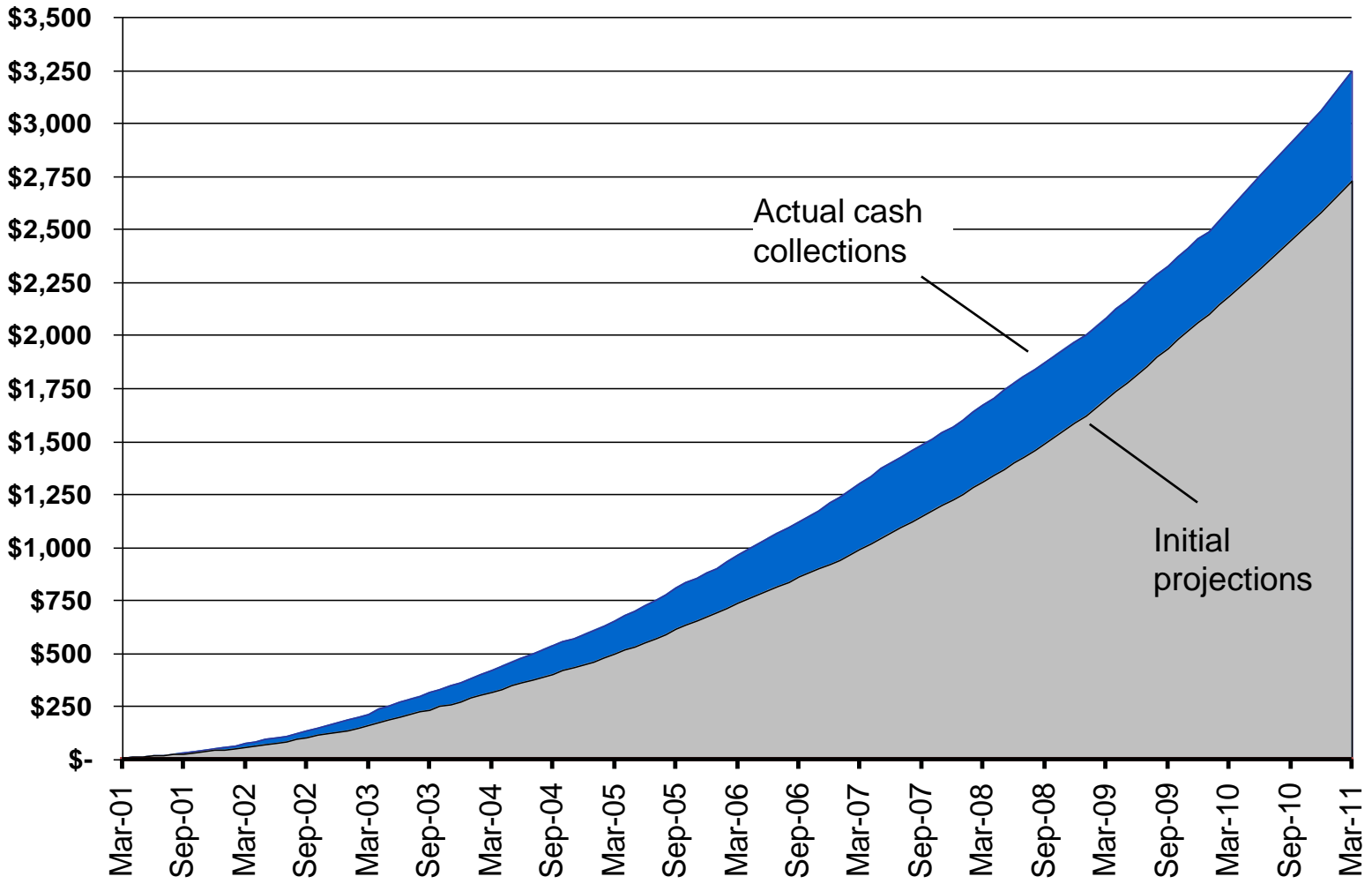
(\$ millions, at end of period)



WE BELIEVE THAT OUR CURRENT ESTIMATE OF REMAINING COLLECTIONS IS CONSERVATIVE GIVEN OUR HISTORY

Cumulative collections (initial expectation vs. actual)

(\$ millions, March 01 – March 11)



MARKET DYNAMICS CONTINUE TO BE IN OUR FAVOR, WHILE THE REGULATORY ENVIRONMENT REMAINS CHALLENGING

Charge-offs remain elevated

Consumer credit continues to experience losses at near record levels

Supply more closely managed by the issuers

Demand increasing, albeit slowly

Few players with access to significant amounts of capital

Continued exit of large players, but others starting to gain traction

Consumer performance remains predictable

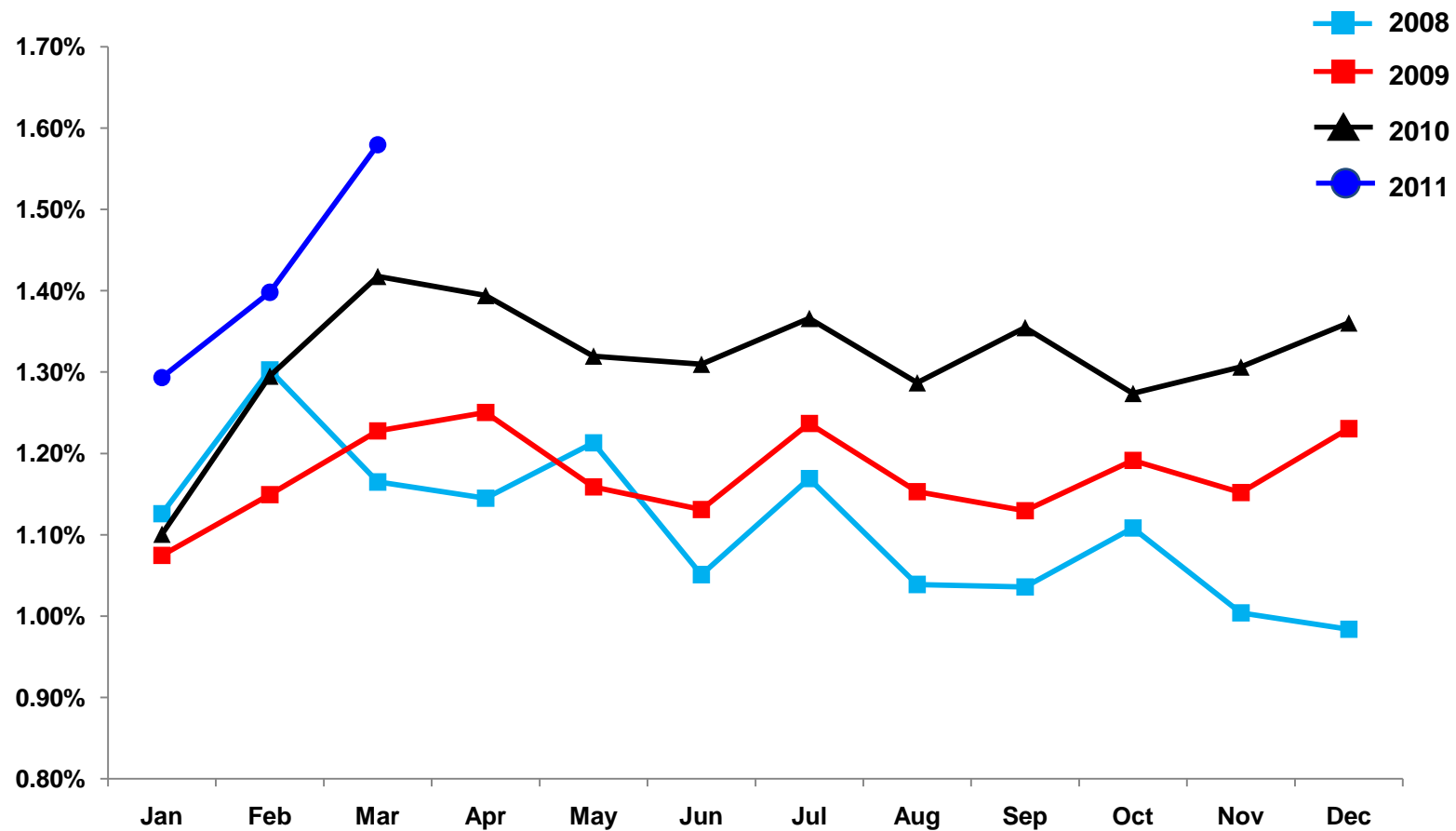
Our models continue to predict consumer behavior with a high degree of accuracy

Significant regulatory and legislative scrutiny

Both in our industry and in the financial services sector at large

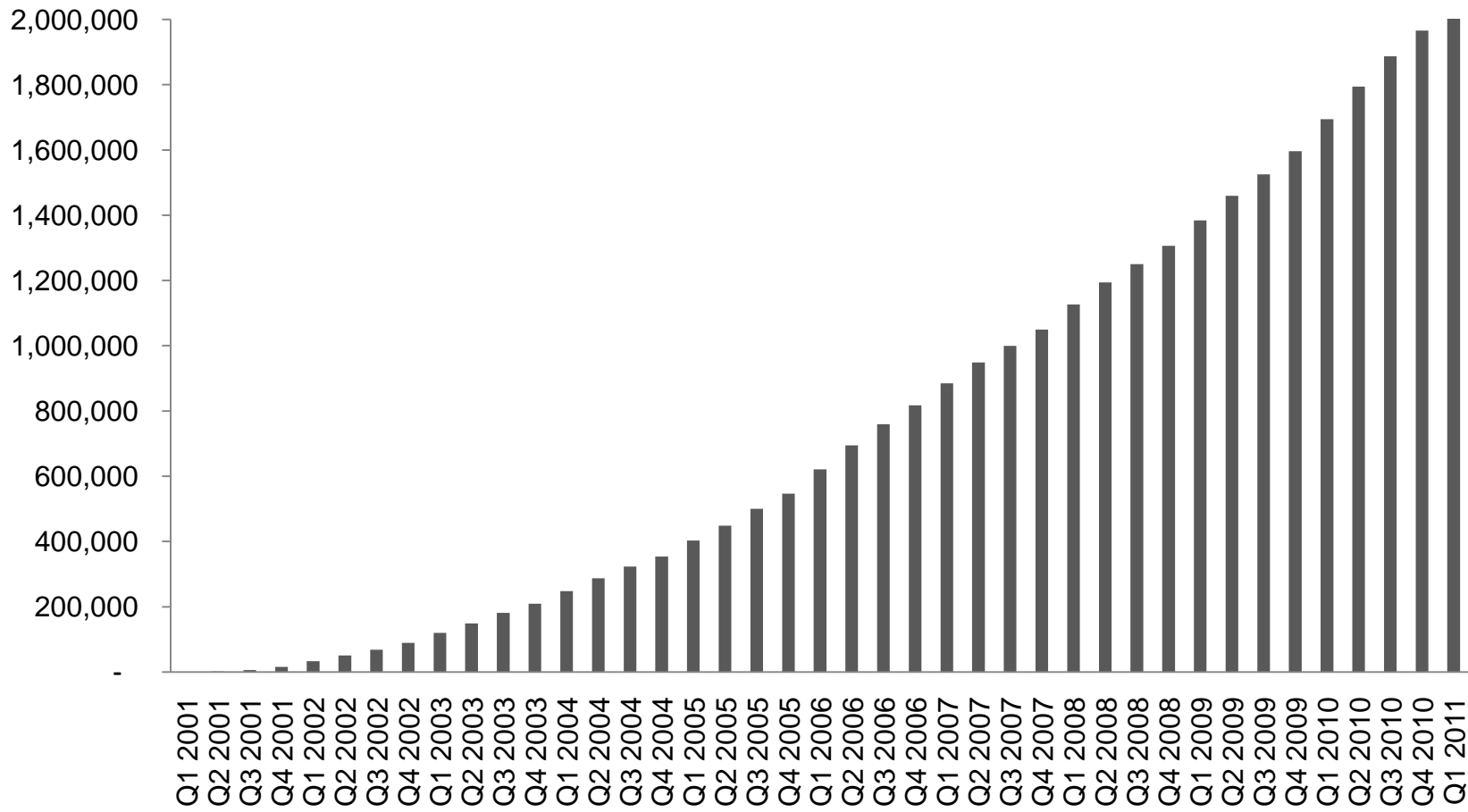
OUR CONSUMERS HAVE SHOWN THAT THEY ARE RESILIENT DESPITE THE MACROECONOMIC ENVIRONMENT

Overall payer rate for all active inventory



AS A RESULT, WE HAVE BEEN ABLE TO ACCELERATE OUR ABILITY TO HELP CONSUMERS MOVE TOWARD FINANCIAL RECOVERY

Consumers with whom we have partnered to retire their debt (cumulative)



WE HAVE TAKEN A LEADERSHIP STANCE BY OUTLINING OUR CORE PRINCIPLES IN AN INDUSTRY-FIRST CONSUMER BILL OF RIGHTS

- Clearly states what our consumers should expect during the collection process
- Gives consumers concrete assurances about our conduct
 - No interest once payments are established if maintained
 - No systematic messages left
 - Cessation of collections under certain circumstances
- Positions Encore as a company that governmental entities should consult with prior to enacting regulations that impact the industry

ENCORE
CAPITAL GROUP

mcm
midland credit management, inc.

CONSUMER BILL OF RIGHTS

In all that we do, we strive to treat consumers with respect and integrity. We are committed to engaging in dialogue that is respectful and constructive, creating solutions for our consumers that resolve their debt, and ensuring that those who work on our behalf adhere to these same standards. We operate in compliance with the laws that regulate our industry, and we hope to play an important and productive role in people's lives.

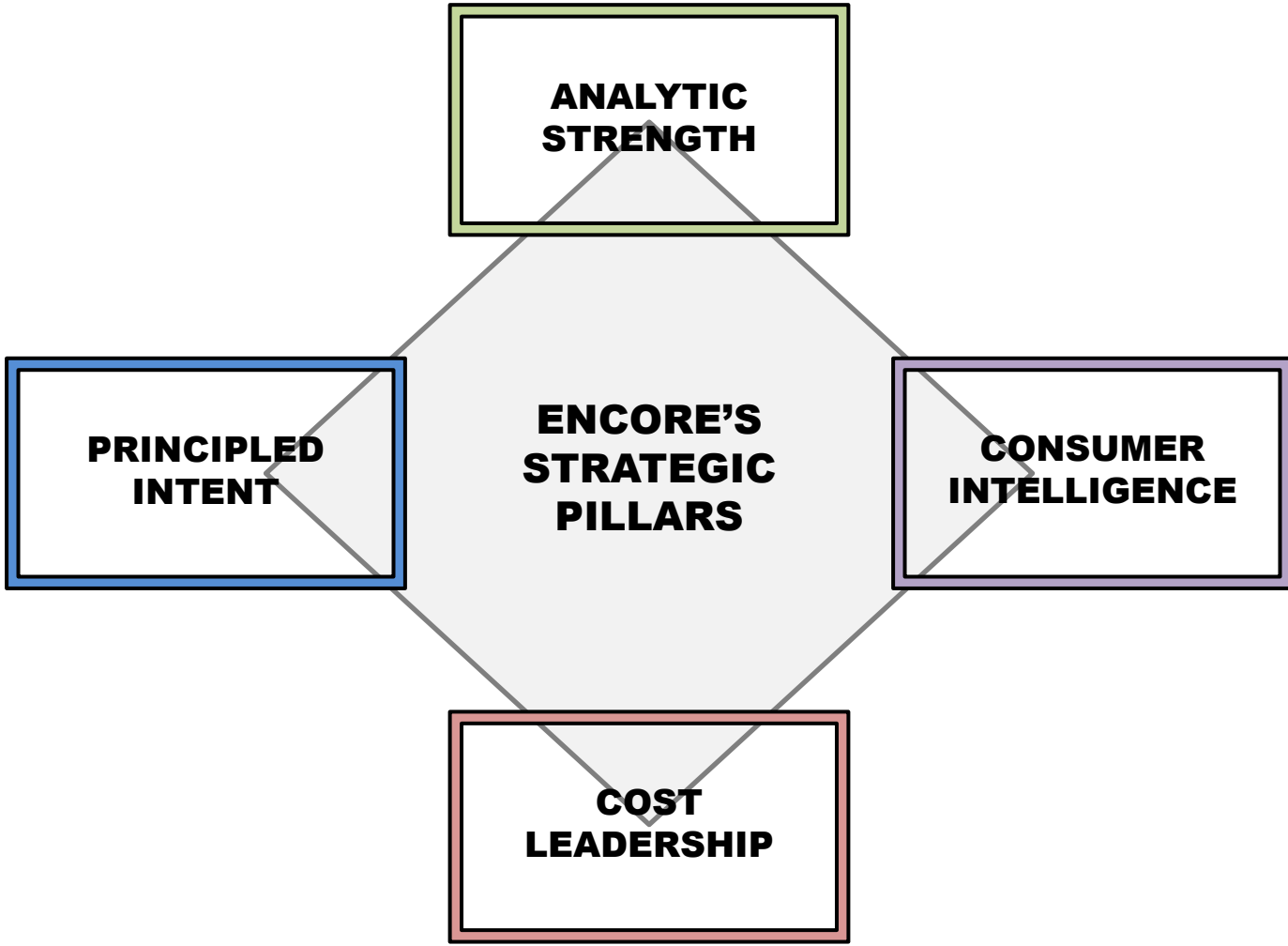
Article 1: Contacting Consumers in a Timely and Effective Manner

- At the outset of collection activity, we will send a debt validation notice informing the consumer that their account has been purchased, identifying the creditor that held the debt at default, clearly stating the balance owed, and giving the consumer an opportunity to both request further information and resolve the debt.
- Before sending the debt validation notice, we will use reasonable efforts to verify the consumer's current address.
- If any debt validation notice to a consumer is returned, we will disable that address, use reasonable efforts to verify the consumer's current address, and, if found, send another validation letter to the new address.
- All collection letters we mail to a consumer will identify the creditor that held the debt at default, the creditor's account number, and the current balance owed, along with other identifying information, as appropriate.

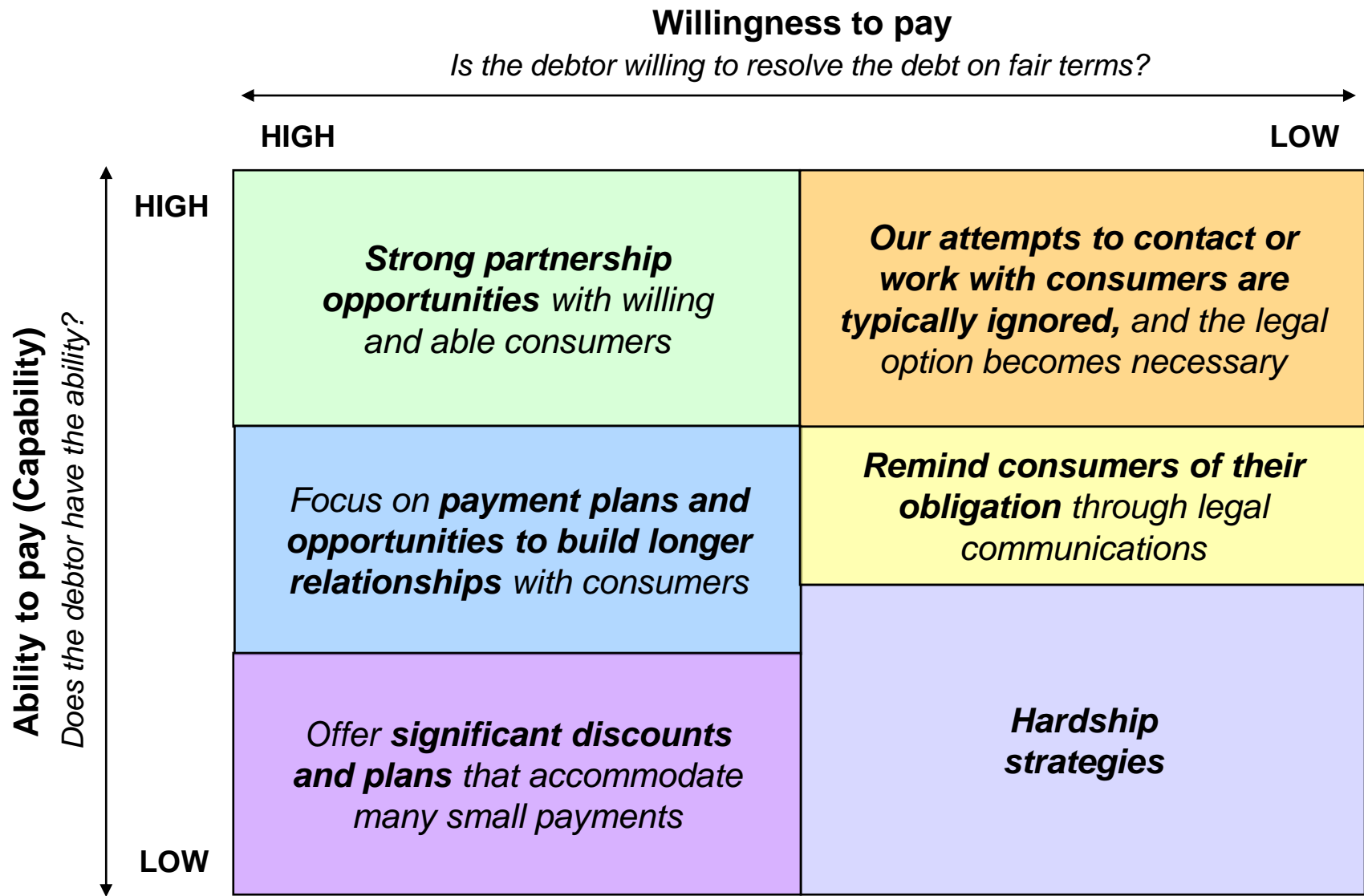
Article 2: Resolving Accounts Quickly and Honestly

- Our employees who interact with consumers will be trained on, and expected to comply with, applicable federal, state and local laws and regulations concerning fair and ethical collection practices. Employees' conduct in this regard will be monitored for compliance.
- When interacting with consumers, our employees will listen and work hard to understand their consumers' needs.
- Our employees will strive to develop and present innovative payment options that allow for the effective repayment of the obligation and accommodate the consumer's financial situation. Payment options will be discussed with the consumer in plain and simple language.

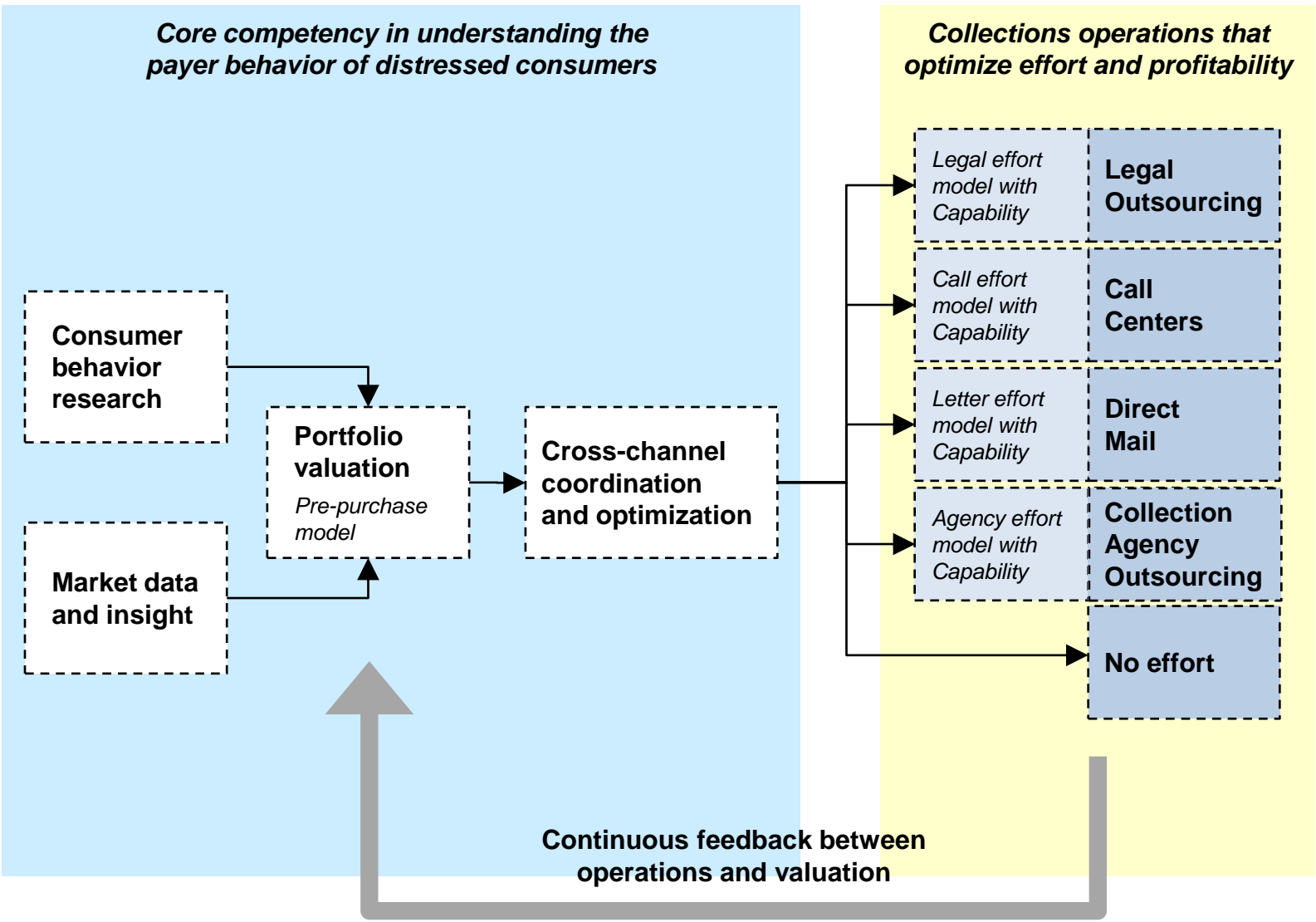
OUR OPERATIONAL SUCCESS IS BASED UPON FOUR STRATEGIC PRIORITIES



OUR ANALYTIC INSIGHTS ALLOW US TO MATCH OUR COLLECTION APPROACH TO THE INDIVIDUAL CONSUMER'S PAYMENT BEHAVIOR



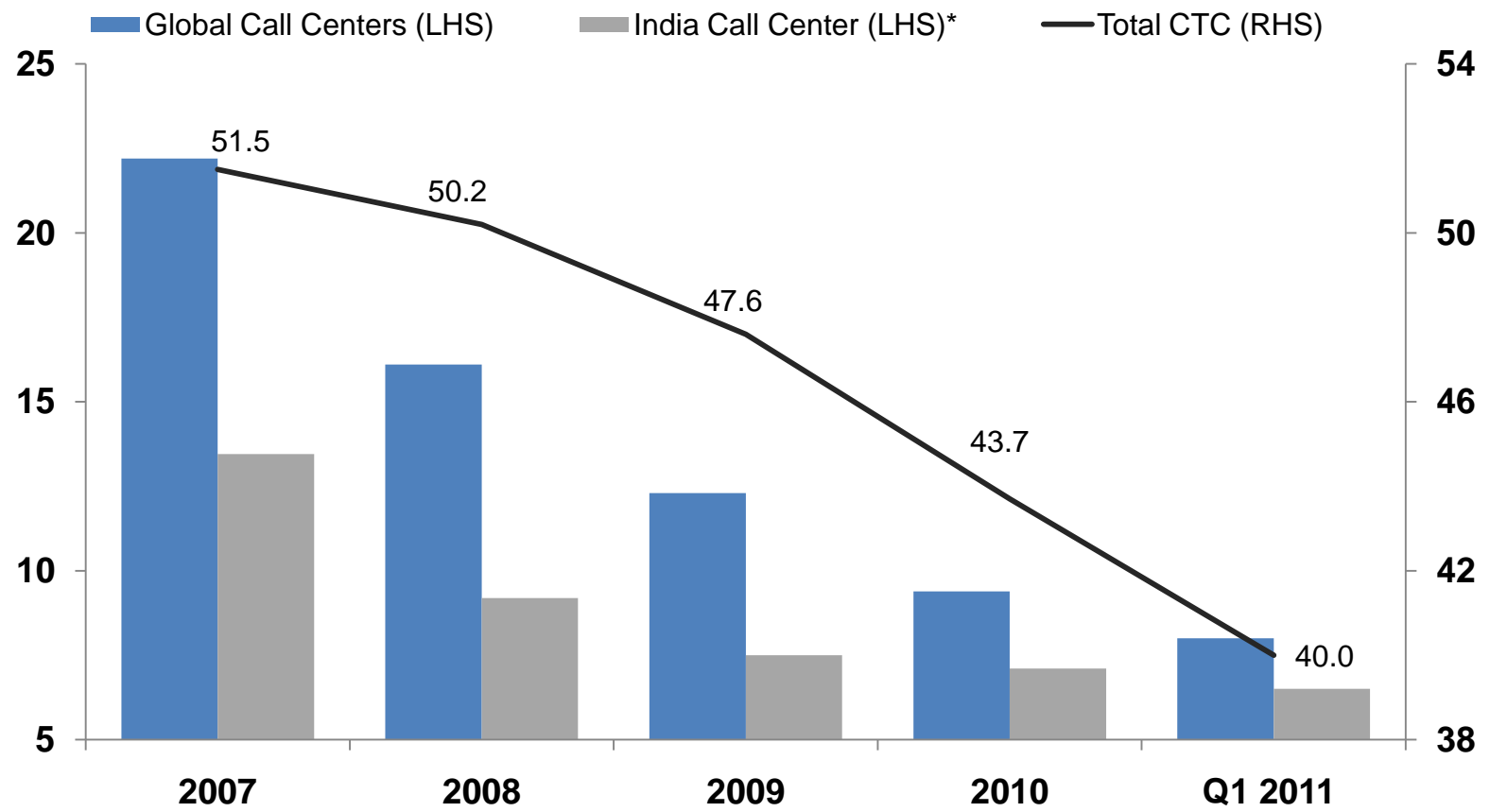
OUR ANALYTIC REACH EXTENDS FROM PRE-PURCHASE THROUGHOUT OUR ENTIRE OWNERSHIP PERIOD



WE HAVE FUNDAMENTALLY CHANGED THE COST STRUCTURE OF THE COMPANY OVER THE PAST FOUR YEARS...

Variable cost to collect *

(%)



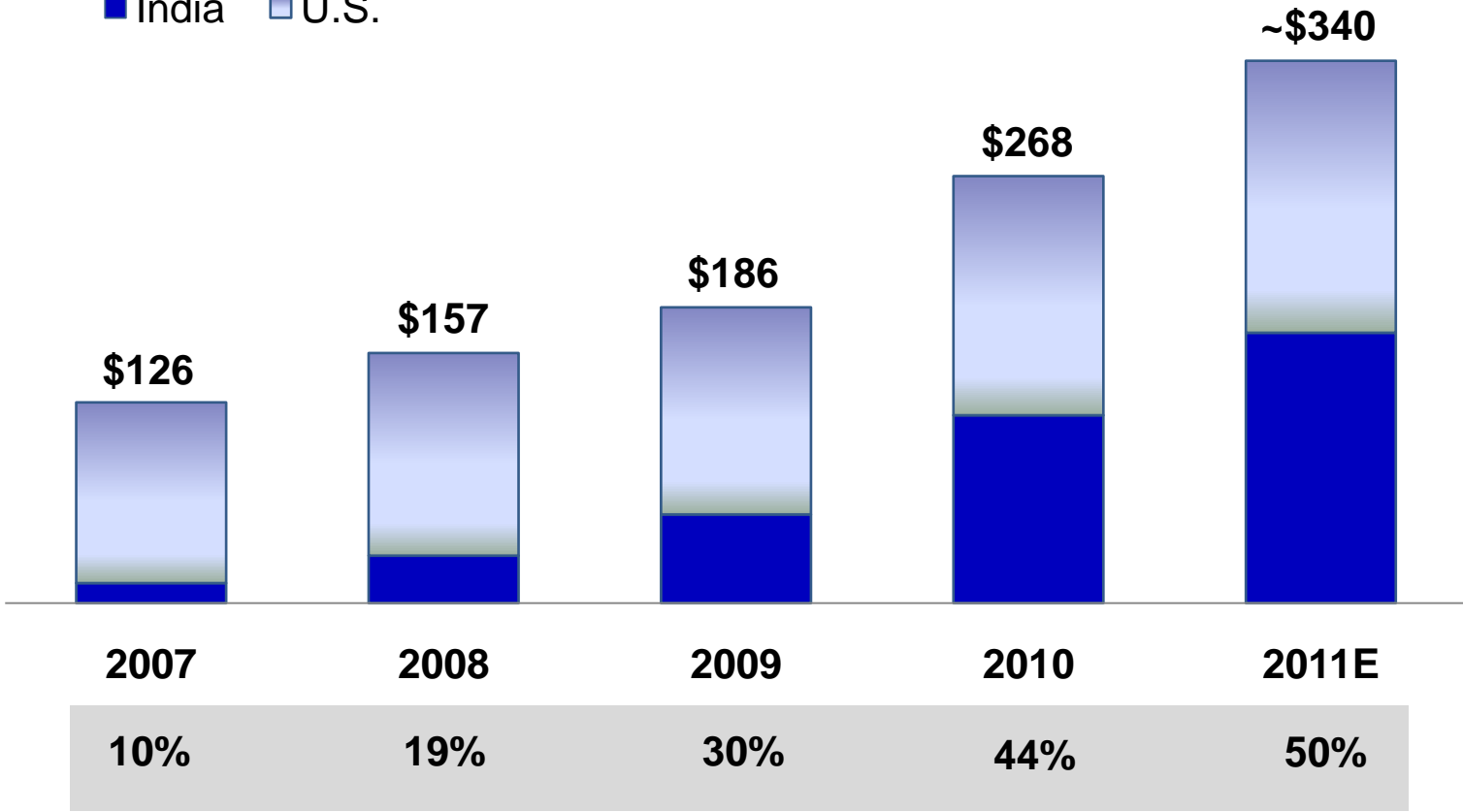
* Represents salaries, variable compensation and employee benefits

DRIVEN BY OUR ANALYTICS AND OUR INDIA CENTER, WITH THE LATTER PRODUCING HALF OF CALL CENTER COLLECTIONS

Collections from all call centers

(\$ millions)

■ India ■ U.S.



- Favorable supply and demand dynamics have existed since 2008, with a few credible, large buyers
- Analytic insights inform our valuation and operating strategies and allow for a closer partnership with consumers
- Operational and financial leverage is increasing, largely due to the success of our operating center in India
- Strong performance is expected to continue

APPENDIX: RECONCILIATION OF ADJUSTED EBITDA

Reconciliation of Adjusted EBITDA to GAAP Net Income

(Unaudited, In Thousands)

Three Months Ended

	3/31/07	6/30/07	9/30/07	12/31/07	3/31/08	6/30/08	9/30/08	12/31/08	3/31/09	6/30/09	9/30/09	12/31/09	3/31/10	6/30/10	9/30/10	12/31/10	3/31/11
GAAP net income, as reported	4,991	(1,515)	4,568	4,187	6,751	6,162	3,028	(2,095)	8,997	6,641	9,004	8,405	10,861	11,730	12,290	14,171	13,679
Interest expense	4,042	4,506	4,840	5,260	5,200	4,831	5,140	5,401	4,273	3,958	3,970	3,959	4,538	4,880	4,928	5,003	5,593
Contingent interest expense	3,235	888	-	-	-	-	-	-	-	-	-	-	-	-	-	-	-
Pay-off of future contingent interest	-	11,733	-	-	-	-	-	-	-	-	-	-	-	-	-	-	-
Provision for income taxes	3,437	(1,031)	1,315	2,777	4,509	4,225	2,408	(1,442)	5,973	4,166	5,948	4,609	6,490	6,749	6,632	9,075	8,601
Depreciation and amortization	869	840	833	810	722	766	674	652	623	620	652	697	673	752	816	958	1,053
Amount applied to principal on receivable portfolios	28,259	29,452	26,114	29,498	40,212	35,785	35,140	46,364	42,851	48,303	49,188	47,384	58,265	64,901	63,507	53,427	85,709
Stock-based compensation expense	801	1,204	1,281	1,001	1,094	1,228	860	382	1,080	994	1,261	1,049	1,761	1,446	1,549	1,254	1,765
Adjusted EBITDA	45,634	46,077	38,951	43,533	58,488	52,997	47,250	49,262	63,797	64,682	70,023	66,103	82,588	90,458	89,722	83,888	116,400

Note: The periods 3/31/07 through 12/31/08 have been adjusted to reflect the retrospective application of ASC 470-20